

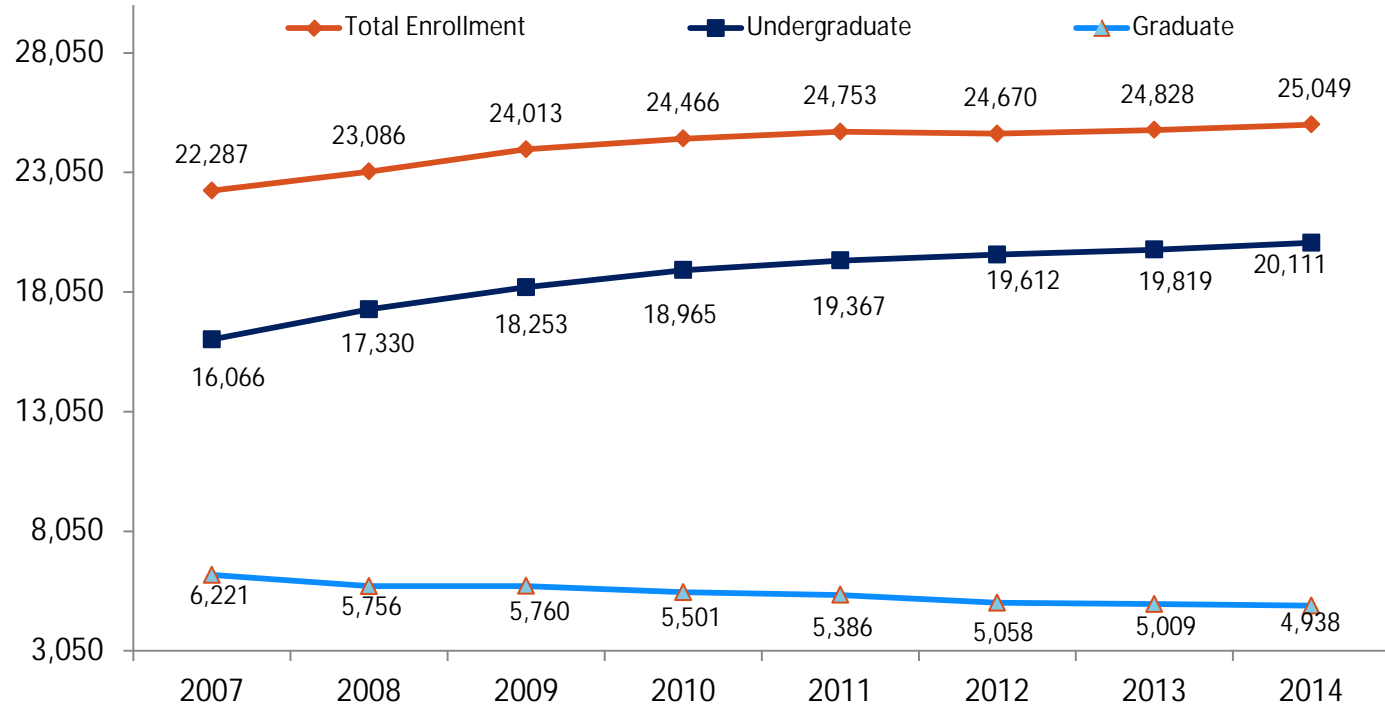
Board of Visitors Dashboard

April 23, 2015



Headcount

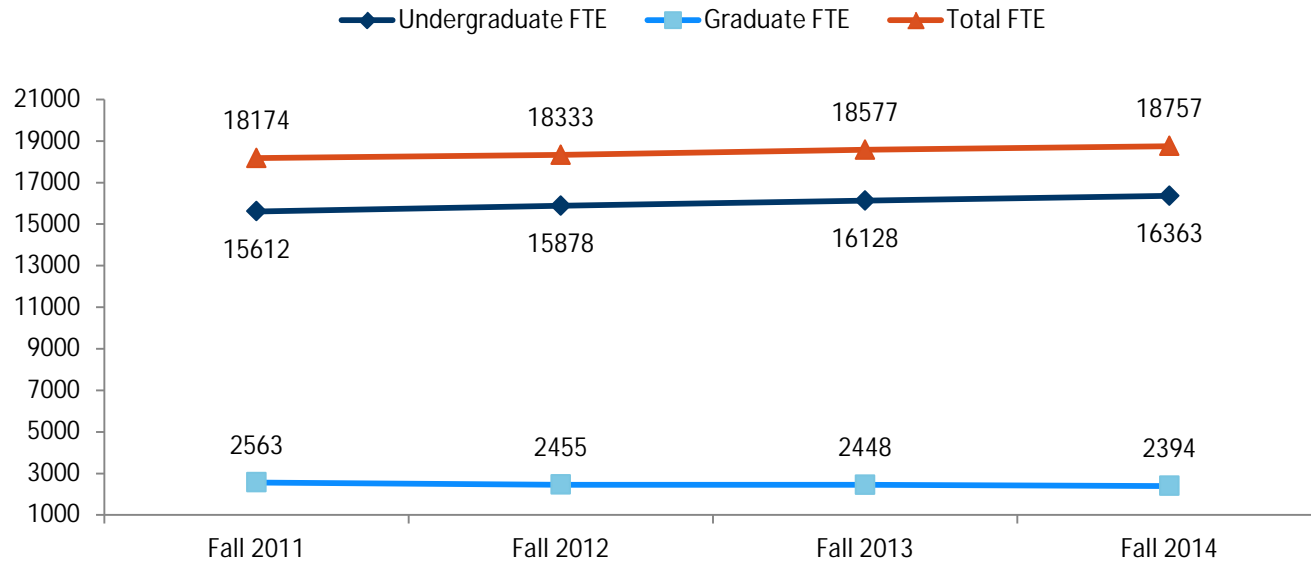
By Level



Notes: Headcount trends track progression. The trend comparisons provide insight for the likelihood of meeting goals.

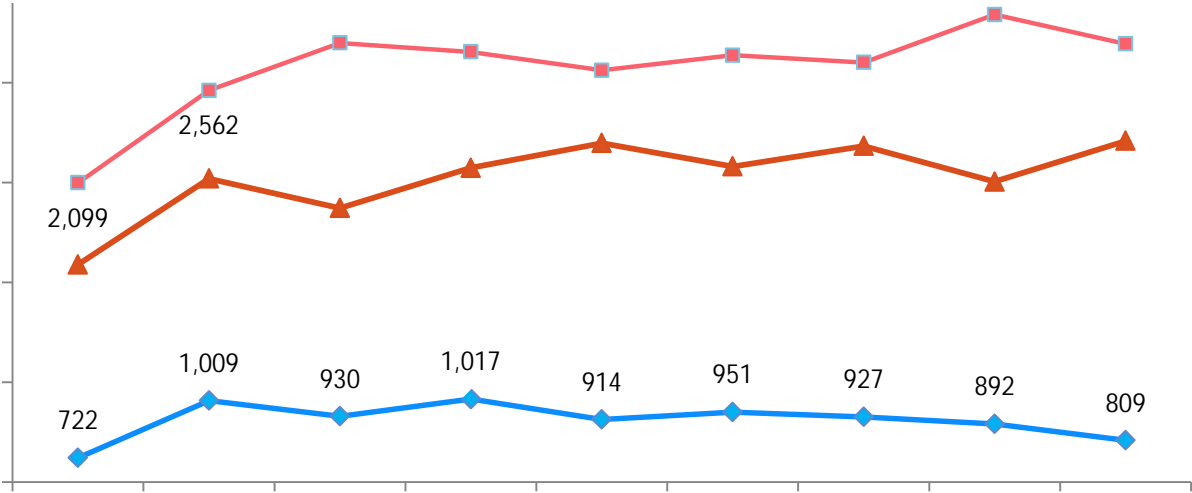
Fall Full-Time Equivalent (FTE)

By Level



Notes: The Enrollment Key Performance Indicator (KPI) goal submitted to the State Council of Higher Education in Virginia (SCHEV) was to increase FTE by 1.1941% from 18,174 to 18,394 by Fall 2014.





By Year of Entry



Six-Year Graduation Rate

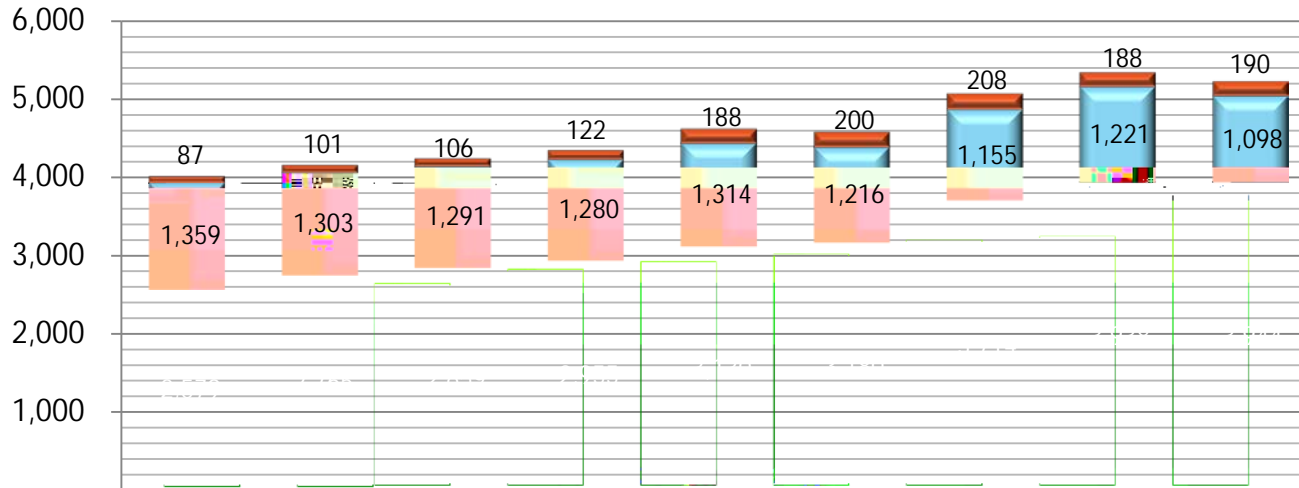
By Year of Entry



Notes: As required by the State Council of Higher Education in Virginia (SCHEV) and the Virginia Higher Education Opportunity Act, the University

Total Degrees Conferred

By Level



Notes: Doctorates awarded have more than doubled since 2003-04. Ed.S. is merged into Masters category.



Science, Technology, Engineering, Math, and Health Professions





Commonwealth Performance Standards

As of December 31, 2014 (2nd Quarter)



	Standard	In Compliance	Not in Compliance
Commonwealth Performance Standards			
Accounts Receivables	<10%	3.45%	
Prompt Payment	>95%	99.10%	
Perkins Loan Outstanding	<20%	2.66%	

Current Operating Funds

Cumulative Revenue and Expenditures

as of February 28, 2015



Notes: Educational and General: All operations related to the educational objectives of the institution and are funded from state appropriations, tuition and fees and community and public service revenues.

Operating Budget Changes

As of March 31, 2015 (3rd Quarter)

	Operating Budget & Plan	Current Operating Budget	Variance
Education & General	\$264,774	\$262,543	\$2,231
Auxiliary Services	\$102,250	\$102,250	\$0
(In Thousands)			

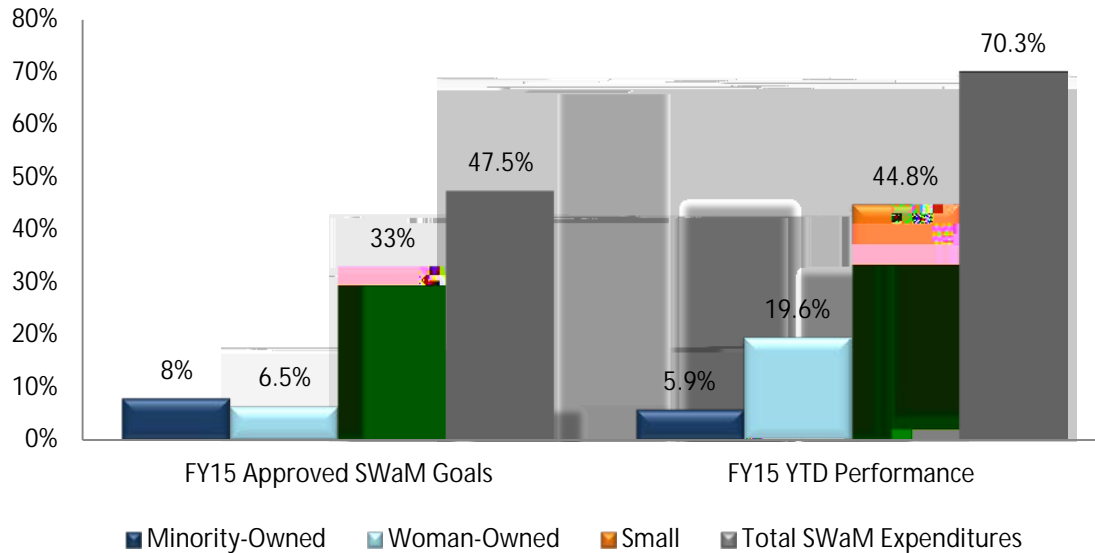
The \$2.2M variance in E&G funds reflects the 2% budget reduction following the Board's approval of the Operating Budget at its meeting in September.

Notes: As required by the Board of Visitors Bylaws, the President or designee shall report to the Administration and Finance Committee any budget changes of \$250,000 or more.



SWaM Performance

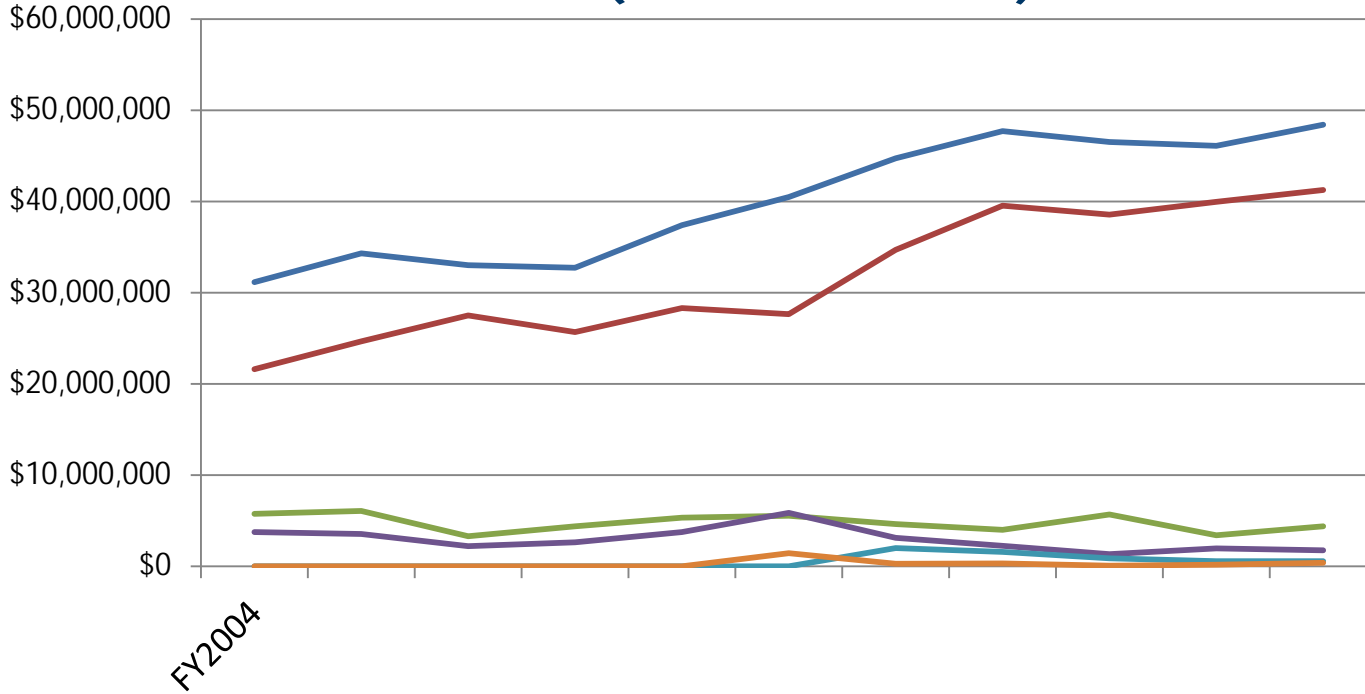
Measured as a Percent of Discretionary Spend



Notes: Under the Virginia Higher Education Restructuring Act in 2009, institutions were required to receive Board of Visitors approval of annual expenditure goals with Small, Woman-Owned and Minority (SWaM) businesses as a prerequisite to attain the initial Level II Authority. The BOV approved the following SWaM goals for FY15: Minority-owned businesses 8%, Woman-owned businesses 6.5%, Small businesses 33%, and Total SWaM 47.5%. For the current reporting period, Old Dominion University exceeded the woman-owned, small, and total goals for SWaM.



ODU External Research Expenditures (2004-2014)



Jeanne Clery Disclosure



Postsecondary institutions that participate in Federal Financial Aid programs are required to maintain and publish crime statistics, fire statistics, publish an Annual Security Report, and notify the campus community when needed as delineated by the *Jeanne Clery Disclosure of Campus Security Policy and Campus Crime Statistics Act (Clery Act)*.

The location; whether on campus, in a residence hall, on non campus property, or on public property (i.e. sidewalks, parks, streets, etc.) must be properly defined. Additionally, the type of crime must be properly labeled to coincide with Clery crime definitions.

Clery definitions may vary from the Virginia Criminal Code; therefore the statistics provided for Clery compliance may vary from the University's statistics for the Uniform Crime Report which is submitted yearly to the Virginia State Police.

Crime Data

Offenses	On Campus	Non-Campus	Public Property	Total	On Campus	Non-Campus	Public Property	Total	On Campus	Non-Campus	Public Property	Total
Murder/Non-Negligent Manslaughter	0	0	0	0	0	0	0	0	0	0	0	0
Negligent Manslaughter	0	0	0	0	0	0	0	0	0	0	0	0
Sex Offense Forcible	7	0	1	8	5	0	1	6	10	0	0	10
Sex Offense Non- Forcible	0	0	0	0	0	0	0	0	1	0	0	1
Robbery	0	0	2	2	3	0	2	5	4	0	0	4
Aggravated Assaults	0	0	3	3	2	0	4	6				



Quarterly Comparison to 2014









Annual Giving: Educational and Athletic Foundations



Solicitation Type	FY 2013	FY 2014	FY-YTD 2015	Goal	Progress
Personal Contact	\$7,695,183	\$6,240,948	\$2,655,574	\$6,000,000	44%
Direct Mail	\$1,865,998	\$2,521,089	\$1,181,272	\$1,500,000	79%
ODU Web Page	\$1,294,527	\$895,587	\$488,943	\$500,000	98%
Phone	\$191,461	\$208,448	\$163,636	\$300,000	55%
Total	\$11,047,169	\$9,866,072	\$4,489,425	\$8,300,000	54%

Effective – March 31, 2015

Notes: Annual giving is an organized effort to obtain gifts on a yearly basis to support the

Donor Counts





Academic Progress Reports (APR)

Men's Sports



Sport	2009-10	2010-11	2011-12	2012-13	4-Year Avg.
Baseball	1000	930	969	971	970
Basketball	981	923	920	1000	955
Football	896	934	960	969	942
Golf	833	1000	1000	1000	972
Soccer	952	916	987	985	958
Swim/Dive	981	960	980	944	966
Tennis	1000	1000	1000	1000	1000
Wrestling	973	987	987	947	972
APR Minimum					930*

*4-year APR average for the 2014-15 academic year and thereafter must be a minimum of 930 per team for post-season qualification.

Notes:

- 1-The NCAA developed the Academic Progress Report (APR) to track a university's commitment to enhancing the student-athlete's potential of earning their undergraduate degree. The APR provides a "real time" snapshot of a Division I team's eligibility and retention success, (the APR pertains only to student-athletes who are receiving an athletic scholarship).
- 2-The NCAA has set a minimum APR standard for each athletic program. This standard is calculated by averaging a sport program's eligibility and retention points for the last 4 years. Each sport must maintain or exceed the minimum standard. (The minimum APR standard is 930.)
- 3-The men's programs met or exceeded APR standards for post-season eligibility and therefore did not have to serve any penalties.

Academic Progress Reports (APR)

Women's Sports

Sport	2009-10	2010-11	2011-12	2012-13	4-Year Avg.
Basketball	923	891	1000	929	952
Field Hockey	1000	987	1000	987	993
Golf	1000	1000	1000	1000	1000
Lacrosse	978	978	1000	1000	990
Rowing	970	987	991	1000	989
Soccer	989	1000	1000	1000	997
Swim/Dive	983	944	1000	970	974
Tennis	1000	1000	957	1000	990
APR Minimum					930*

Notes:

1-The NCAA developed the Academic Progress Report (APR) to track a university's commitment to enhancing the student-athlete's potential of earning their undergraduate degree. The APR, which



Grade Point Averages

Full-Time Undergraduate Student-Athletes



Fall 2014	N	Fall 2014 GPA	Cumulative GPA
Student-Athletes	497	2.96	3.05

- 159 student-athletes (32%) earned Dean's List Honors during Fall 2014 semester.
- Of the 497 Fall 2014 student-athletes, 17 (3%) earned a 4.0 semester GPA, and 267 (54%) earned a 3.0 or higher semester GPA.
- 13 teams (Baseball, Men's Golf, Women's Golf, Field Hockey, Lacrosse, Women's Sailing, Men's Soccer, Women's Soccer, Men's Swimming, Women's Swimming, Men's Tennis, Women's Tennis, Wrestling) had Fall 2014 semester GPA's of 3.0 or better

Grade Point Averages

Full-Time Undergraduate Student-Athletes



Spring 2014	N	Spring 2014 GPA	Cumulative GPA
Student-Athletes	410	2.94	3.01

- 111 student-athletes (27%) earned Dean's List Honors during Spring 2014 semester.
- Of the 410 Spring 2014 student-athletes, 15 (4%) earned a 4.0 semester GPA, and 213 (52%) earned a 3.0 or higher semester GPA.
- 12 teams (Field Hockey, Men's Golf, Women's Golf, Women's Lacrosse, Women's Rowing, Men's Sailing, Women's Sailing, Men's Soccer, Women's Soccer, Women's Swimming, Men's Tennis, Wrestling) had Spring 2014 semester GPA's of 3.0 or better

Academics

2014-15 Conference & National Honors



44 students earned C-USA Academic Medals (GPA of 3.75 or better)

261 students earned C-USA Commissioner's Honor Roll (GPA of 3.0 or better)

14 wrestlers earned MAC Honor Roll (GPA of 3.0 or better)

2 wrestlers earned MAC Commissioners Award (GPA of 3.5 or better)

Rachel Eckert: C-USA Diver of the Year

Tristan Warner: Received the NCAA's Elite 89 Award for the 2nd consecutive season

Josh Mann & Tyler Compton: C-USA Football All-Academic Team

Jessie Klamut: C-USA Women's Soccer 2nd Team

Ingrid Vojcinakova & Carlos Lopez Villa: C-USA Tennis All-Academic Teams

(Old Dominion University will graduate 54 student-athletes during the Fall and Spring commencement ceremonies.)