



If McGraw-Hill does not show up in navigation pane, then go down to settings and open. From there choose Navigation, and move McGraw-Hill Connect up to the top to enable it. Update settings.




Once you have McGraw-Hill Connect as an option in the navigation pane, click on McGraw-Hill Connect and it will take you to the following screen where you will want to authorize.



Next you'll want to select pair with a Connect Section



You'll now have the option to pair with a new Connect Course or an existing one



I typically have already set up my section in advance in Connect.